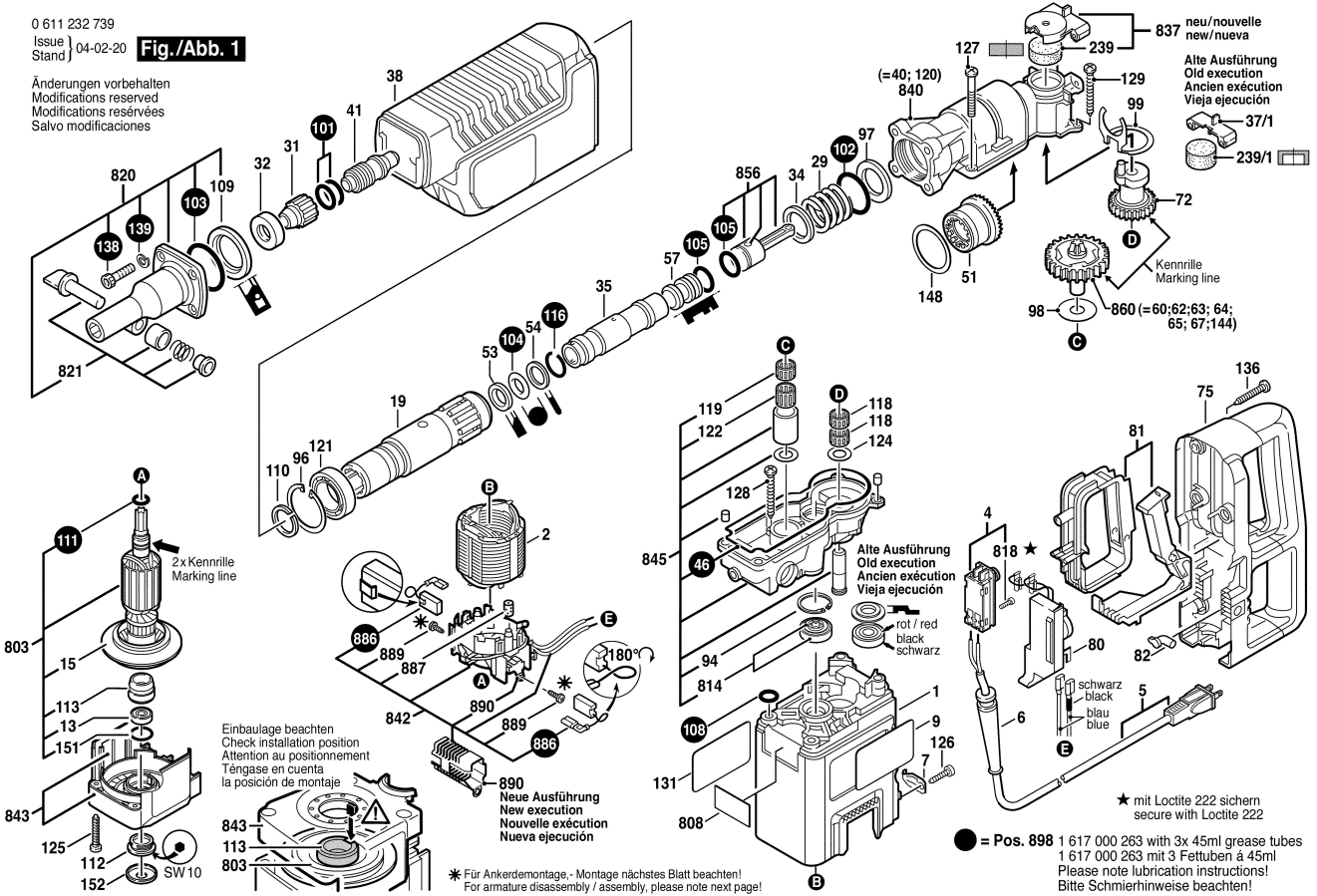


0 611 232 739
Issue
Stand } 04-02-20

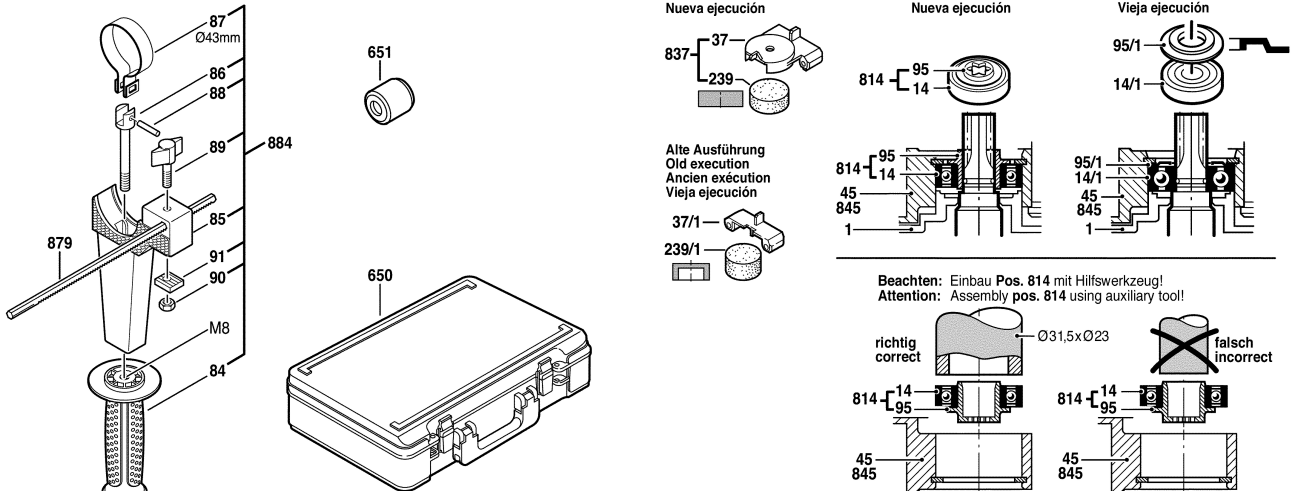
Fig./Abb. 1

Änderungen vorbehalten
Modifications reserved
Modifications réservées
Salvo modificaciones



0 611 232 739
Issue
Stand } 04-02-20

Fig./Abb. 2


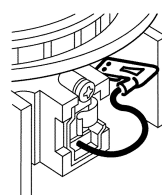
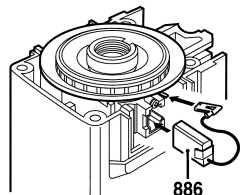
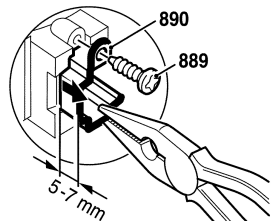


Vor Ankerdemontage- und Montage beide
Bürstenhalter 5-7 mm nach außen ziehen.
For armature disassembly and assembly
pull the brush holder 5-7 mm outwards.

Nach der Ankerdemontage Bürstenhalter
nach innen drücken und festschrauben.
After armature assembly, press in the
brush holder and tighten the screw.

Kohlebürsten mit Flach-
stecker einsetzen.
Fit brushes and electrical
contact.

Litzen beider Kohlebürsten
um 180° drehen.
Turn both the Brush wires
180° as shown.



Änderungen vorbehalten
Modifications reserved
Modifications réservées
Salvo modificaciones